













GROUND CLAMPS

CE BS 638.5

OK 1  X 60% 200 A	OK 2  X 60% 250 A	OK 4  X 60% 400 A	OK 6  X 60% 500 A	NEVADA 2  X 60% 200 A	NEVADA 3  X 60% 300 A	NEVADA 5  X 60% 400 A
--	--	--	--	---	--	--

NEVADA 6  X 60% 500 A	TAU 1  X 60% 200 A	GAMMA 0  X 60% 150 A	GAMMA 1  X 60% 200 A	GAMMA 2  X 60% 400 A	OMEGA 4  X 60% 400 A	OMEGA 6  X 60% 500 A
---	--	--	--	---	--	--

DELTA 6  X 60% 500 A	CAB 500-155  X 60% 500 A	CAB 600-165  X 60% 500 A	CAB 700-175  X 60% 550 A	CAB 500-499  X 60% 500 A	BULK 800  X 60% 700 A	ANTARES 5  X 60% 300 A
--	--	--	--	---	---	--

SIRIO 5  X 60% 500 A	SIRIO 8  X 60% 700 A	LAB 3  X 60% 300 A	LAB 6  X 60% 500 A	CRABB 250  X 60% 200 A	CRABB 350  X 60% 300 A	CRABB 500  X 60% 400 A
--	--	--	--	---	--	--

CRABB 600  X 60% 500 A	MAGNETIC 400  X 60% 300 A	MAGNETIC 300  X 60% 200 A	MAGNETIC 500  X 60% 400 A	MAGNETIC 600  X 60% 500 A	KROCO 300  X 60% 400 A	KROCO 600  X 60% 500 A
--	---	---	---	--	--	--